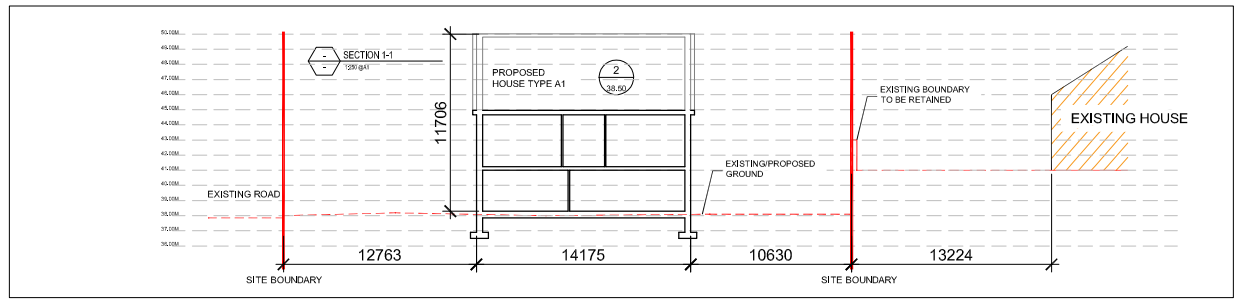

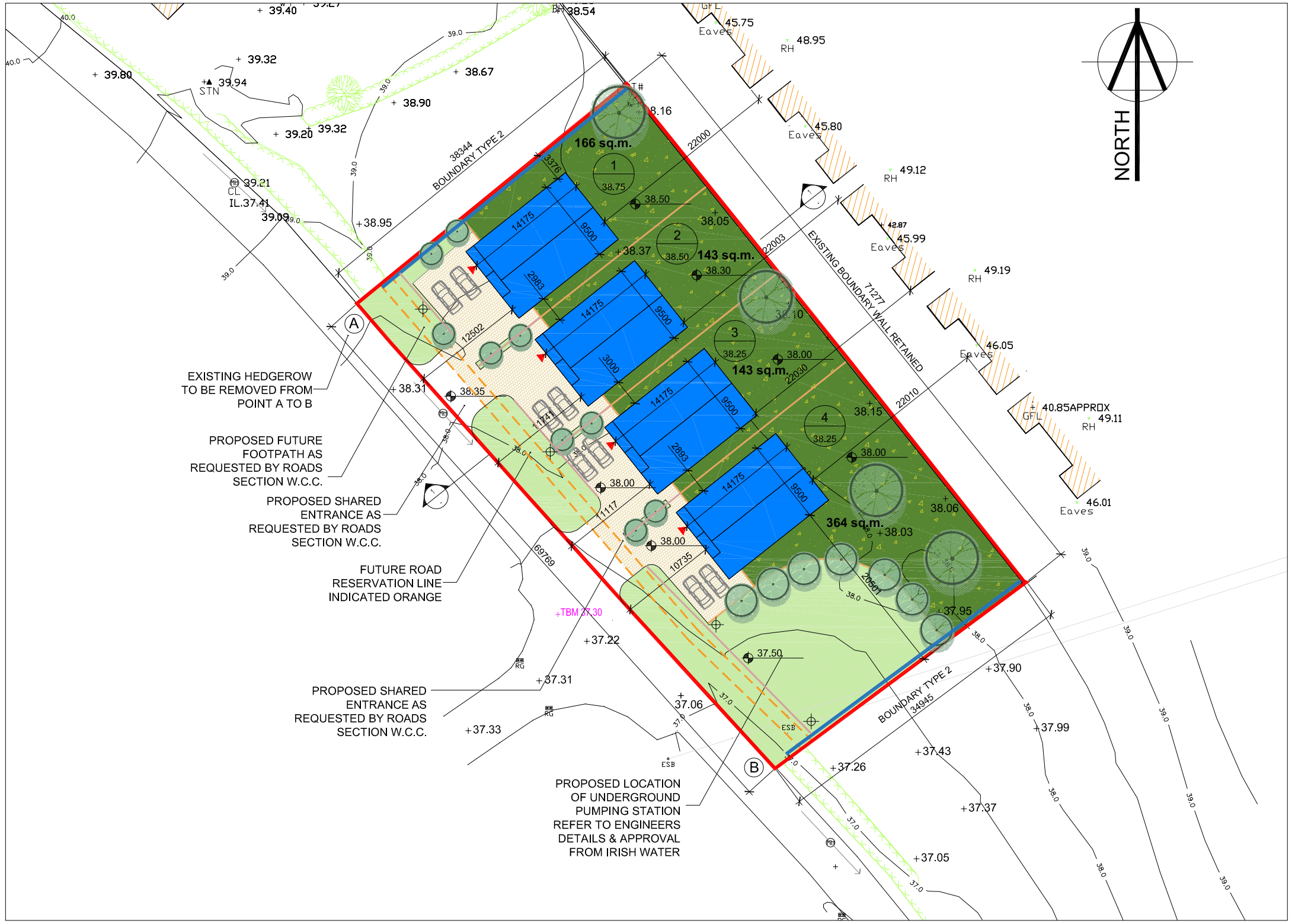

LEGEND & NOTES

TOTAL SITE AREA = 2,611 sqm.

PRIVATE GARDEN SPACE AREAS

EXISTING HOUSE

HOUSE NUMBER → 1

FINISHED FLOOR LEVEL → 38.000

PROPOSED LEVELS 10.900

EXISTING SITE LEVELS + 54.500

TEMPORARY BENCH MARK +TBM 37.30

PROPOSED PUBLIC LIGHTING LOCATIONS

Specification
To specify state:
IP66 architectural post top lantern for 50+100W high pressure sodium, 57W compact fluorescent, 70-100W metal halide lamp made in transparent polycarbonate painted externally in grey silver with internal grey layered printed white PC fiber, prismatic bowl and cast aluminium base in coated silver grey. For 60mm spigot without adaptor. Options for anti glare and dimming systemwith 70W (ZRMU6M) available.
As Thorn Pluto Effect.

BOUNDARY DETAILS 1:100 @A1

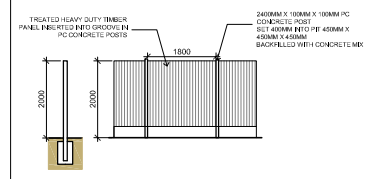

BOUNDARY 01: 2m HIGH TIMBER PANEL FENCE WITH CONCRETE POSTS - SCALE 1:100

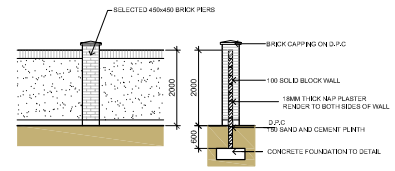

BOUNDARY 02: 2m PLASTERED CONCRETE BLOCKWORK WALL WITH SMOOTH RENDER FINISH AND BRICK PILLARS AND BRICK SOLDIER COURSE - SCALE 1:100

BOUNDARY TYPE 3 - FRONT GARDEN BOUNDARY
FORMAL HEDGE PLANTING/GRASSED AREA

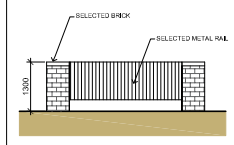

BOUNDARY TYPE 4 - FRONT/SIDE GARDEN BOUNDARY SCALE - 1:100

IMPORTANT NOTE:
Work to figured dimensions only - do not scale print. All setting out dimensions to be checked and confirmed on site prior to commencement of work. Any inaccuracies should be brought to the attention of the architect. If in doubt - ask!
All construction methods, materials, services and installations to be in accordance with all Irish Building Regulations and codes of practice at the time of construction. All sub-contractors are ultimately responsible for ensuring compliance with the regulations within their own trade.
This drawing is copyright to Fewer Harrington & Partners.

NOTES

DATE	REVISIONS TO DRAWING	By

DATE	REVISIONS TO DRAWING	By

STAGE
FURTHER INFORMATION

Fewer Harrington & Partners
architects · planners + project managers
Studio 14, The Atrium, Marltana Gate, Canada St., Waterford, Ireland
Tel. +353-51-878991 Fax. +353-51-878676 E-mail. waterford@fhp-architects.com

PROJECT
HOUSING DEVELOPMENT
BISHOPSCOURT, WATERFORD
FOR FIZTUR LTD

DRAWING PROPOSED SITE LAYOUT

DRAWN	DATE	CAD:
DO'N	JULY 19	JOB No. 18080
SCALE A1 1:250, 1:100		DWG No. FI-01
SCALE A3 –		